

Your Sewer Bill: Flushing Out the Facts



How your bill breaks down, where the money goes,
and how it gets spent

Deciphering Your Sewer Bill

Document Access No. - 78395707

Account Billing Details

Service Name: [REDACTED]

Service Address: [REDACTED]

ACCOUNT NUMBER	PREMISE NUMBER	BILLING FROM DATE	BILLING TO DATE	BILL DATE	DUE DATE
3101073054	9100097904	12/06/2017	01/08/2018	02/21/2018	03/14/2018
PREVIOUS BALANCE					
Previous Balance Last Statement					80.27
Payments as of 02/16/2018					-80.27
Total Balance Carried Forward					\$0.00
CURRENT SOLID WASTE CHARGES - FEBRUARY					
Solid Waste Fee (1 X Rate = \$10.50)					10.50
Total Solid Waste Charges					\$10.50
Meter Information					
5/8 inch meter - 091492074A Present Actual - 540 Last Actual - 529 100 CF Used - 11 (1 CF = 7.48052 Gal)					
CURRENT WASTEWATER CHARGES					
Usage Charge (Minimum Charge = 28.21 for the first 3 units)					28.21
Usage Charge (Additional units in excess of minimum - 8 X Rate = \$9.01)					72.08
Total CF Used - 11					
Total Wastewater Charges					\$100.29

Last rate increase November 10, 2016

- Ordinance also includes a minimum billing (currently \$28.21 per month) and a rate for customers with wells (currently \$47.32 per month).

GENERAL ORDINANCE NO. 15, 2016
AS AMENDED

FILED

NOV 10 2016

AN ORDINANCE OF THE COMMON COUNCIL OF THE CITY OF TERRE HAUTE, INDIANA TO AMEND CHAPTER 9, ARTICLE 5 OF THE *TERRE HAUTE CITY CODE* TO CHANGE THE SEWER RATES AND CHARGES FOR USE OF AND SERVICES RENDERED BY THE SEWAGE WORKS.

CITY CLERK

SECTION 1. *Terre Haute City Code*, Chapter 9, Article 5, Section 9-99 is hereby amended by deleting the stricken text and inserting the underlined text as follows:

...

Sec. 9-99 Minimum Charges.

The water usage schedule and the applicable sewage rates and charges based thereon shall be as follows as of the dates shown:

a. The rate for water used or sewage discharged inside the City Sanitary District shall be:

July 1, 2013 ~~Five Dollars and Fifty Nine Cents (\$5.59) per one hundred (100) cubic feet. (Gen. Ord. No. 16, 2012, As Amended, 11-9-12)~~

July 1, 2014 ~~Six Dollars and Forty Three Cents (\$6.43) per one hundred (100) cubic feet. (Gen. Ord. No. 16, 2012, As Amended, 11-9-12)~~

July 1, 2015 ~~Seven Dollars and Forty Cents (\$7.40) per one hundred (100) cubic feet. (Gen. Ord. No. 16, 2012, As Amended, 11-9-12)~~

December 1, 2016 Eight Dollars and Fifty-Eight Cents (\$8.58) per one hundred (100) cubic feet.

January 1, 2018 Nine Dollars and One Cent (\$9.01) per one hundred (100) cubic feet.

List of Sewer Bill Increases Over Last 30 Years

1/1/91: \$1.20 per 100 cubic feet (CF)

Average bill: **\$10**

7/1/04: \$1.51 per 100 CF

Average bill: **\$12**

1/1/05: \$2.48 per 100 CF

Average bill: **\$20**

7/1/10: \$3.35 per 100 CF

Average bill: **\$27**

1/1/12: \$4.86 per 100 CF

Average bill: **\$39**

7/1/13: \$5.59 per 100 CF

Average bill: **\$45**

7/1/14: \$6.43 per 100 CF

Average bill: **\$52**

7/1/15: \$7.40 per 100 CF

Average bill: **\$60**

6/1/16: \$10.25 per month solid waste fee

Average bill: **\$70**

12/1/16: \$8.51 per 100 CF

Average bill: **\$79**

7/1/17: \$10.50 per month solid waste fee

Average bill: **\$80**

1/1/18: \$9.01 per 100 CF

Average bill: **\$84**

7/1/18: \$10.75 per month solid waste fee

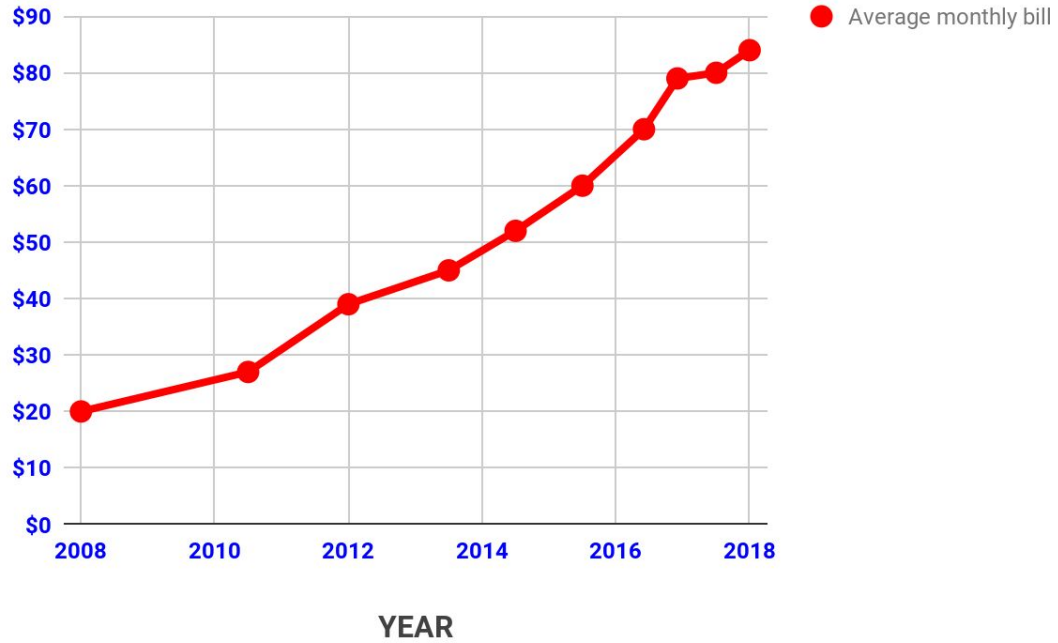
Average bill: **\$85**

7/1/19: \$11.00 per month solid waste fee

Average bill: **\$85**

Average Sewer Bill

2008 to 2018



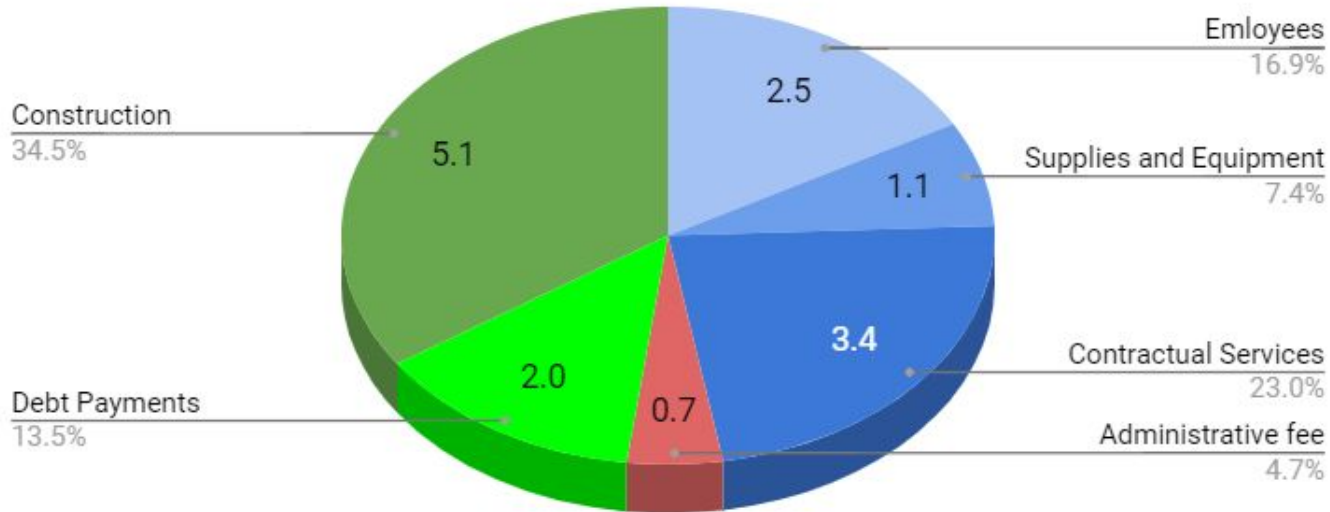
What do wastewater revenues get spent on?

1. Operations
 - a. Employees
 - b. Equipment and supplies
 - c. Contractual services
2. City Subsidy
 - a. Administrative fees
 - b. Payment In Lieu Of Taxes (PILOT)
3. Debt and Construction
 - a. Debt payments for construction loans, including escrow and closing costs
 - b. Construction of improvements with cash on hand

2008 Wastewater Utility Expenditures: \$14.8 Million

Wastewater Utility Expense Categories

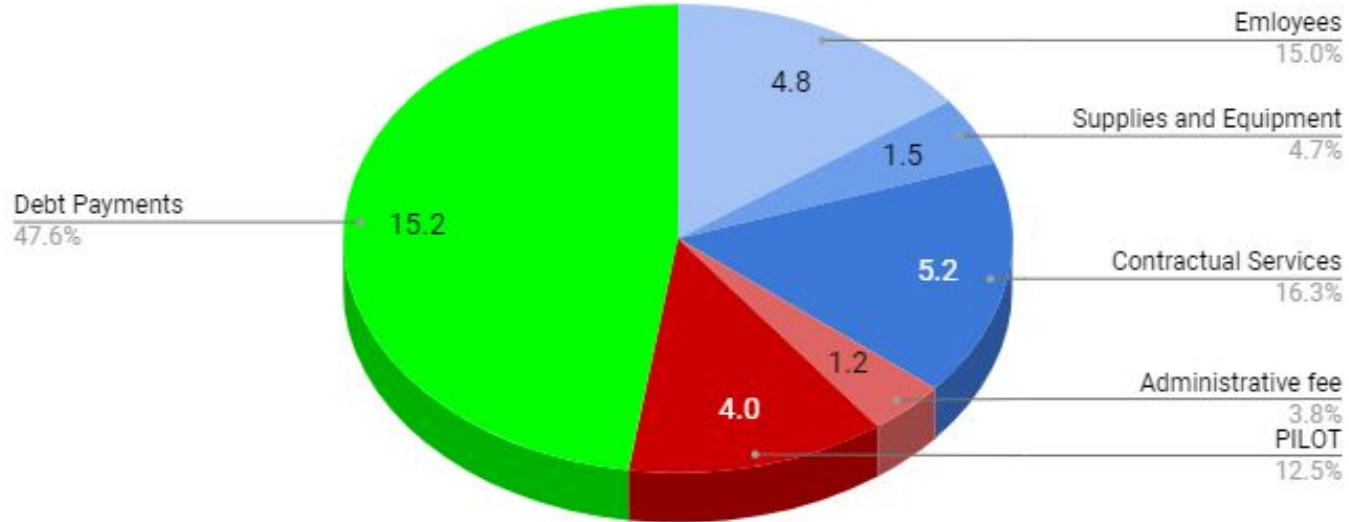
2008, in millions of dollars



2017 Wastewater Utility Expenditures: \$31.9 Million

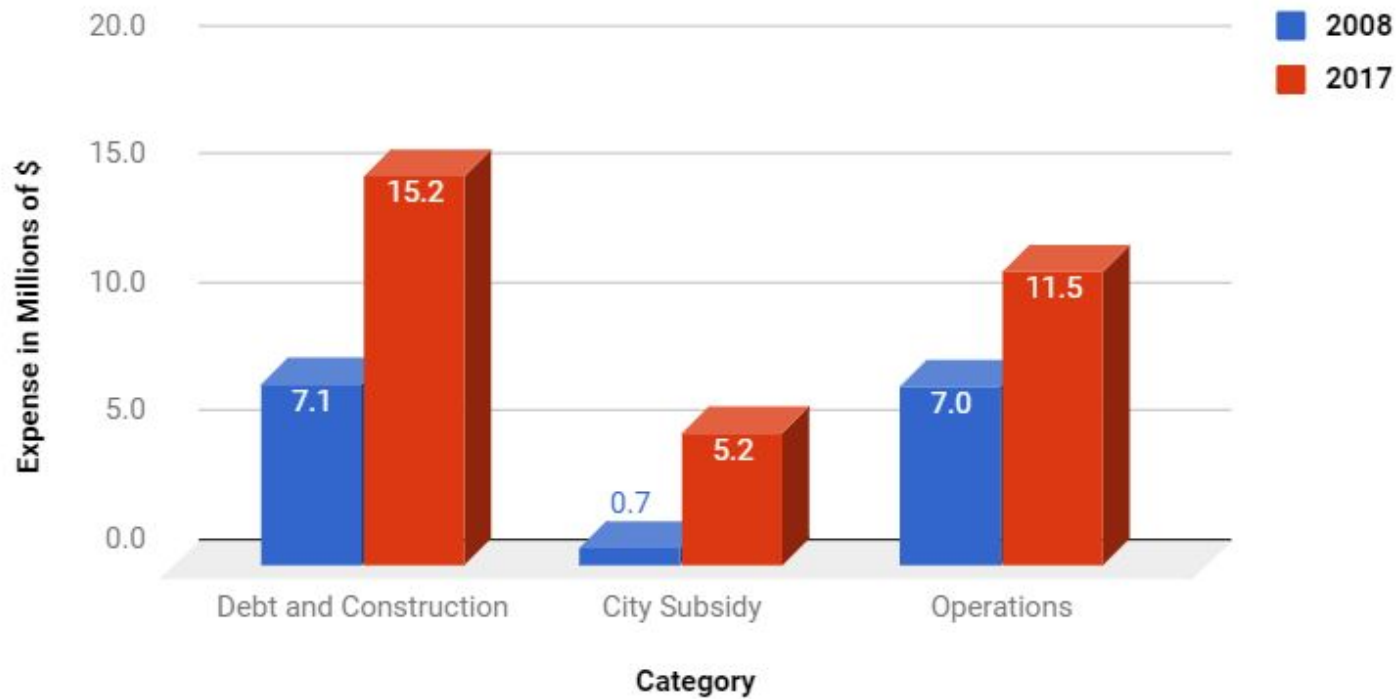
Wastewater Utility Expense Categories

2017, in millions of dollars



Wastewater Utility Expense Categories

2008 and 2017



Questions?